

# SiteWorx Sense

Meter, Monitor, and Control  
Almost Anything, Everywhere



Part of the SiteWorx® Facility Insight applications suite, **SiteWorx Sense** is an advanced facility, utility, and process monitoring and management application that starts delivering results immediately. It brings new efficiency and significant improvements to your production processes, utility service management, equipment maintenance, and much more.

Think of it as an on-site, digital version of a watchman, one with exceptional senses and the ability to be everywhere at once, all the time. In short, your facility's sixth sense.

No matter what SiteWorx application you choose, you can be sure that it's easily connected, completely secure, and simple to expand thanks to the **SiteWorx Wireless Mesh** core technology platform. The wireless mesh provides a robust array of advanced capabilities that keep SiteWorx applications open, connected, scalable, and secure — and easier to use, manage, and evolve. SiteWorx applications can be installed quickly and start delivering meaningful data and actionable insights right out of the box.

Date: \_\_\_\_\_

Quantity: \_\_\_\_\_

Company: \_\_\_\_\_

Project: \_\_\_\_\_

## Key Features & Benefits

- Advanced facility, utility, and process monitoring and management application
- Meter, monitor, and control your equipment, utility services, environmental conditions, and other critical elements within your facility
- Monitor, improve, and optimize conditions and processes to raise performance and avoid unplanned downtime
- Manage utility services smarter by reducing waste, cutting costs, and increasing sustainability
- Keep your work environment safe by understanding environmental conditions such as temperature, humidity, air quality, CO2 levels, and much more
- Knowing your facility better by making data-driven decisions and significant improvements
- Reduce facility energy consumption by using building occupancy data to turn devices, tools and equipment on and off

## SiteWorx Sense Features

### LIVE SENSOR DATA ACCESS

- Sensor data Live View map
- Live threshold monitoring and visualization

### ALARMS AND NOTIFICATIONS

- Customizable sensor threshold alarms
- Active Alarm dashboard
- Email and SMS text notifications
- Event log and incident summary
- Incident annotations

### DATA TRACKING, ANALYSIS, AND REPORTING

- Sensor data tracking and trending
- Power characteristics tracking and trending
- Multi-interval data reporting
- Lifetime historical data access
- Graphical reporting features
- Customizable data visualization and export
- Multiple site visibility from one dashboard

### WIRELESS SENSOR SUPPORT

- Temperature and Relative Humidity
- Wide Range Power Meter
- Third-Party sensor compatibility\*
  - ▶ Analog 0-10V and 4 to 20 mA Sensors
  - ▶ Volumetric Flow Meters
  - ▶ Airborne Particle Counters
  - ▶ Pulse Counters
  - ▶ Differential Pressure Sensors
  - ▶ Accelerometers
  - ▶ Gas Sensors
  - ▶ Contact Sensors

### WIRELESS LOAD CONTROL

- Programmable occupancy based load control
- Remote plug load control with SWN-CRD
- Remote relay control with SWN-WIO

### SYSTEM MANAGEMENT

- Easy-to-use, color-coded site maps
- Live status map
- Tooltip setting and status indicators
- Remote device commissioning available

### USER ACCESS AND MANAGEMENT

- Simple account creation and administration
- User permissions management
- iOS and Android mobile applications
- Remote system access through web from anywhere

### NETWORK COMMUNICATION, SYSTEM SECURITY, AND DEVICE MANAGEMENT


- SiteWorx Wireless Mesh Network communication
- AES-128 encrypted device communication
- Hardware-based cryptography
- Over-the-air luminaire and smart device updates


## Ordering Information


Part Number	Description
SWX-SENSE-2	SiteWorx Sense Subscription, 2 Years
SWX-SENSE-4	SiteWorx Sense Subscription, 4 Years
SWX-SENSE-6	SiteWorx Sense Subscription, 6 Years
SWX-SENSE-8	SiteWorx Sense Subscription, 8 Years
SWX-SENSE-10	SiteWorx Sense Subscription, 10 Years

## SiteWorx Facility Insights Application Suite


 **SiteWorx Sense**  
Meters, monitors, and controls your key equipment, processes, and environmental conditions.

 **SiteWorx Area**  
Observes location, occupancy, and activity within your facility.

 **SiteWorx Analyze**  
Visualizes and reports all types of data to provide you with trends and insights.

 **SiteWorx Tune**  
Automatically optimizes your lighting and reduces energy costs.

 **SiteWorx Alarms**  
Monitors and notifies you of changes within your facility.

 **SiteWorx Savings**  
Tracks, organizes and presents meaningful facility information, all in one place.

Footnote: \* SWN-WIO required for third-party sensor integration.